



NORWEGIAN PETROLEUM  
DIRECTORATE

# Monthly production from NCS 2020 compared with prognosis and 2019

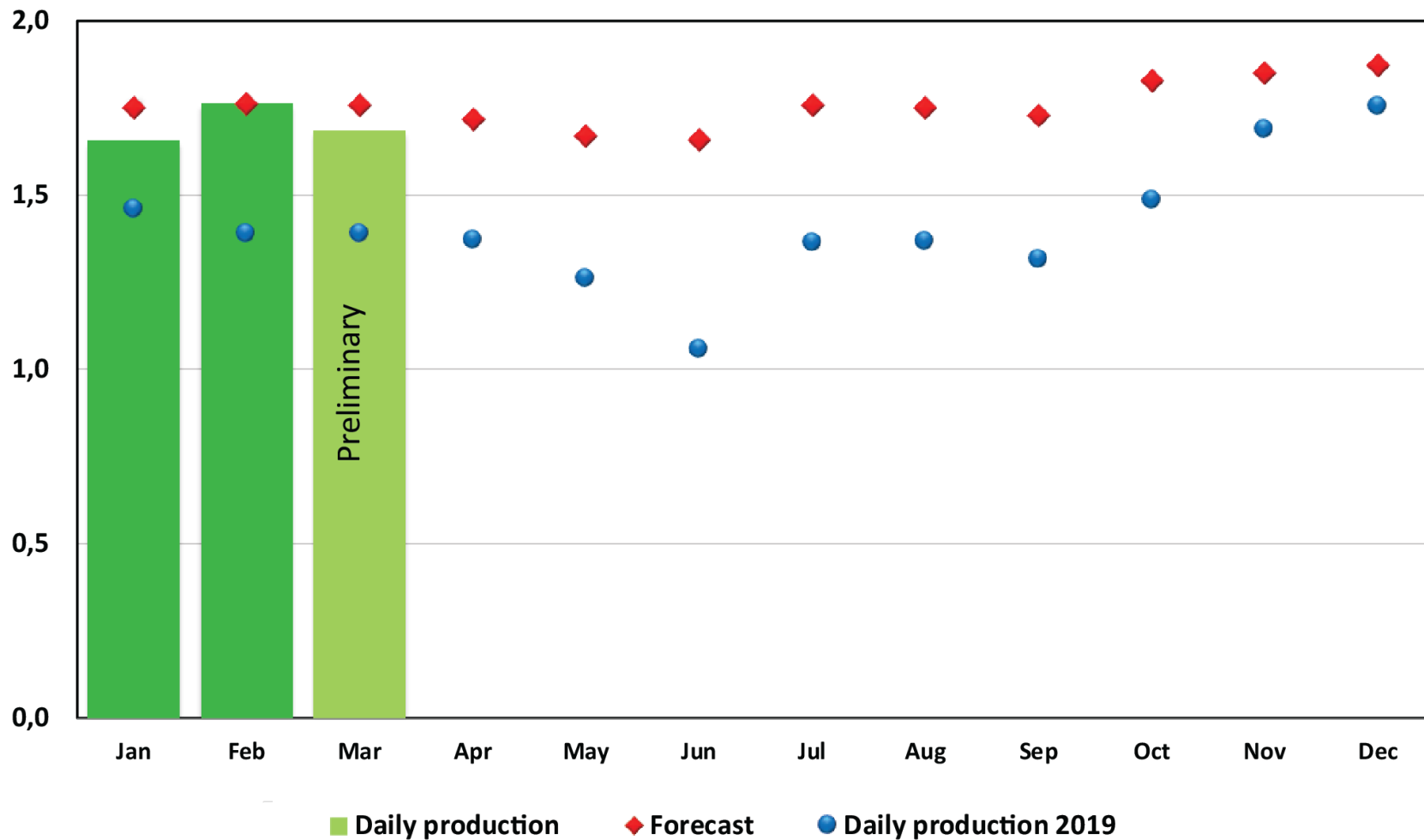
Updated to March

# Production March 2020

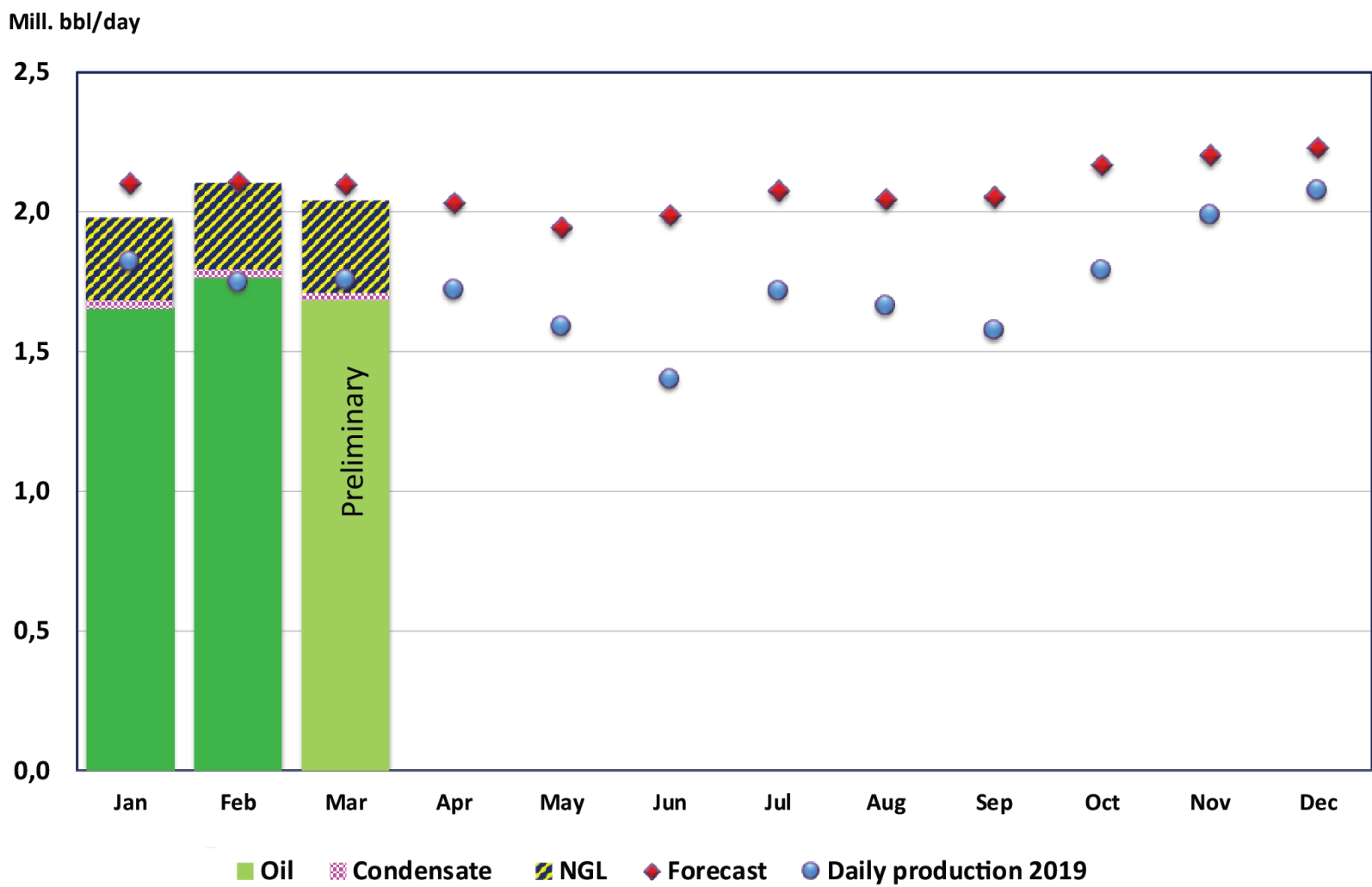
		Oil	Sum liquid	Gas	Total
		mill bbl/d	mill bbl/d	MSm <sup>3</sup> /d	MSm <sup>3</sup> o.e/d
<b>Production</b>	<b>March 2020</b>	<b>1,682</b>	<b>2,038</b>	<b>344,4</b>	<b>0,668</b>
Forecast for	March 2020	1,759	2,098	336,7	0,670
Deviation from forecast		-0,077	-0,060	7,7	-0,002
Deviation from forecast in %		-4,4 %	-2,9 %	2,3 %	-0,3 %
Production	February 2020	1,761	2,102	340,7	0,699
Deviation from	February 2020	-0,079	-0,064	3,7	-0,031
Deviation in % from	February 2020	-4,5 %	-3,0 %	1,1 %	-4,4 %
Production	March 2019	1,390	1,756	351,5	0,631
Deviation from	March 2019	0,292	0,282	-7,1	0,037
Deviation in % from	March 2019	21,0 %	16,1 %	-2,0 %	5,9 %

# Oil production 2020

Mill. bbl/day

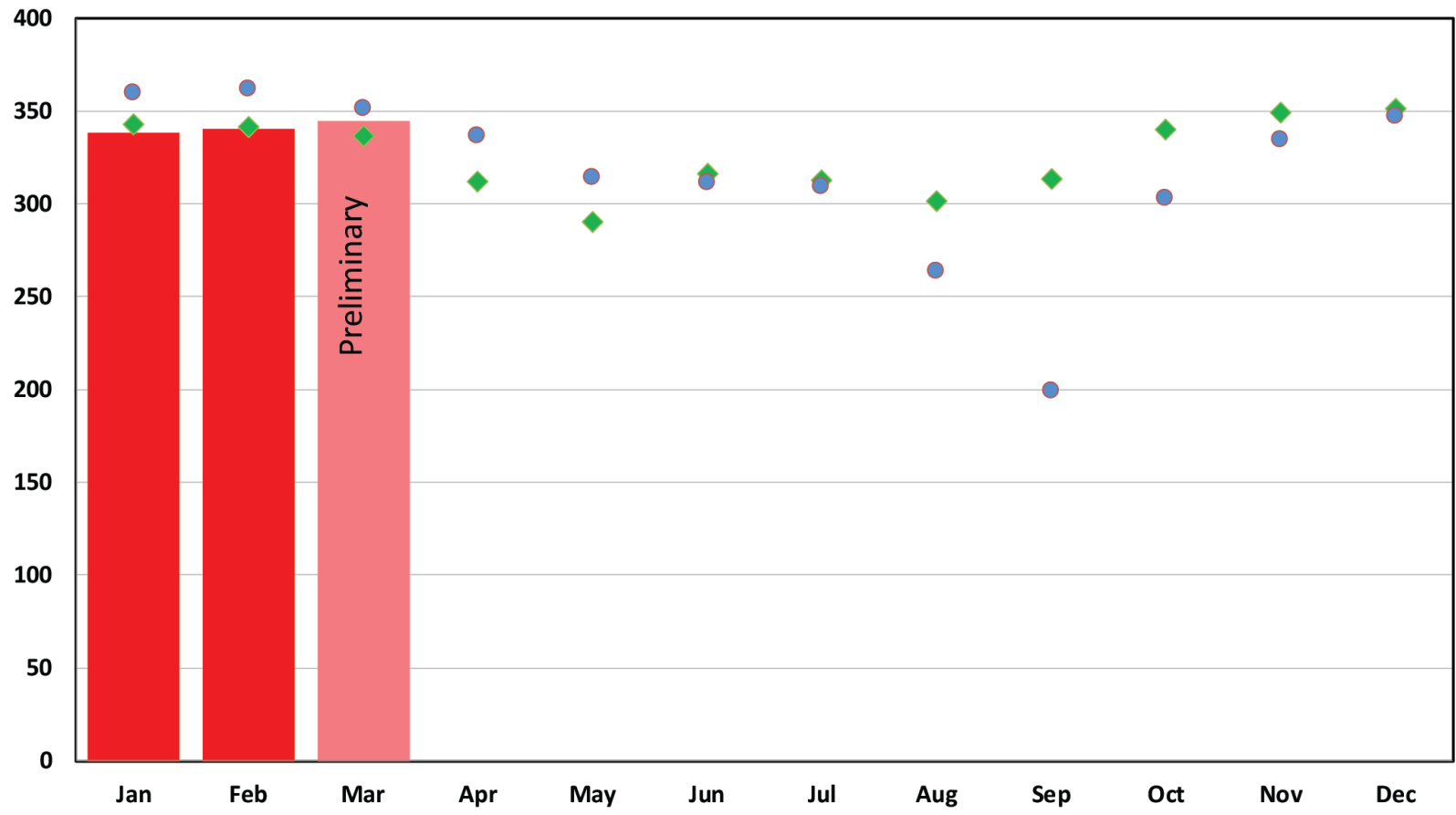


# Liquid production 2020



# Gas production 2020

Mill. Sm<sup>3</sup>/day



■ Daily production    
 ◆ Forecast    
 ● Daily production 2019