


 IA Southeastern Barents Sea


 Border Norwegian shelf

Structural elements


 Cretaceous level

 Palaeozoic height of Platform

 Platform

 Pre-Jurassic basin on Platform

 Shallow Cretaceous basin on High

 Terraces and intra-basin levels